

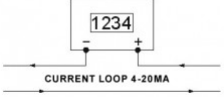




Current Loop Indicators

TYPE	SMI-20W	TMI-20W
Photo		
Schematic		
INPUT		
Current	3,6...22 mA	
Over current limit	26 mA ± 2 mA	
Bit resolution	16	10
Voltage drop	≤6,5 V	≤6 V
OUTPUT		
Display type	LCD	
Number of digits	4	
Digits height	13 mm	9 mm
Display range	- 999...9999	
POWER SUPPLY		
From current loop	<input checked="" type="checkbox"/>	<input checked="" type="checkbox"/>
OTHER		
Programmable functions	<input checked="" type="checkbox"/>	<input checked="" type="checkbox"/>
Engineering units	<input checked="" type="checkbox"/>	<input checked="" type="checkbox"/>
Input signal filtration	<input checked="" type="checkbox"/>	<input checked="" type="checkbox"/>
Basic accuracy (current measurement)	≤0,05 % ± 1 digit	≤0,1 % ± 2 digits
Working temperature	0...60°C	
Protection (housing / terminals)	IP65 /-/-	IP65 / IP20 / IP10
Mounting	wall	panel
CONFIG		
Config	push buttons	push buttons / software
Config software		TMI-WIN
Converter cable		PC-LMS
DOCUMENTS		
Data sheet	 Download	 Download
User manual	 Download	 Download
Programming guide	 Download	 Download